

This report is a presentation of data gathered through a biosurvey. A biosurvey is an exchange of information between the computer and your body. During the biosurvey the computer sends you signals called Virtual Items, and your body responds to each signal. Your responses are recorded and analyzed, and that information is then used to generate this report.

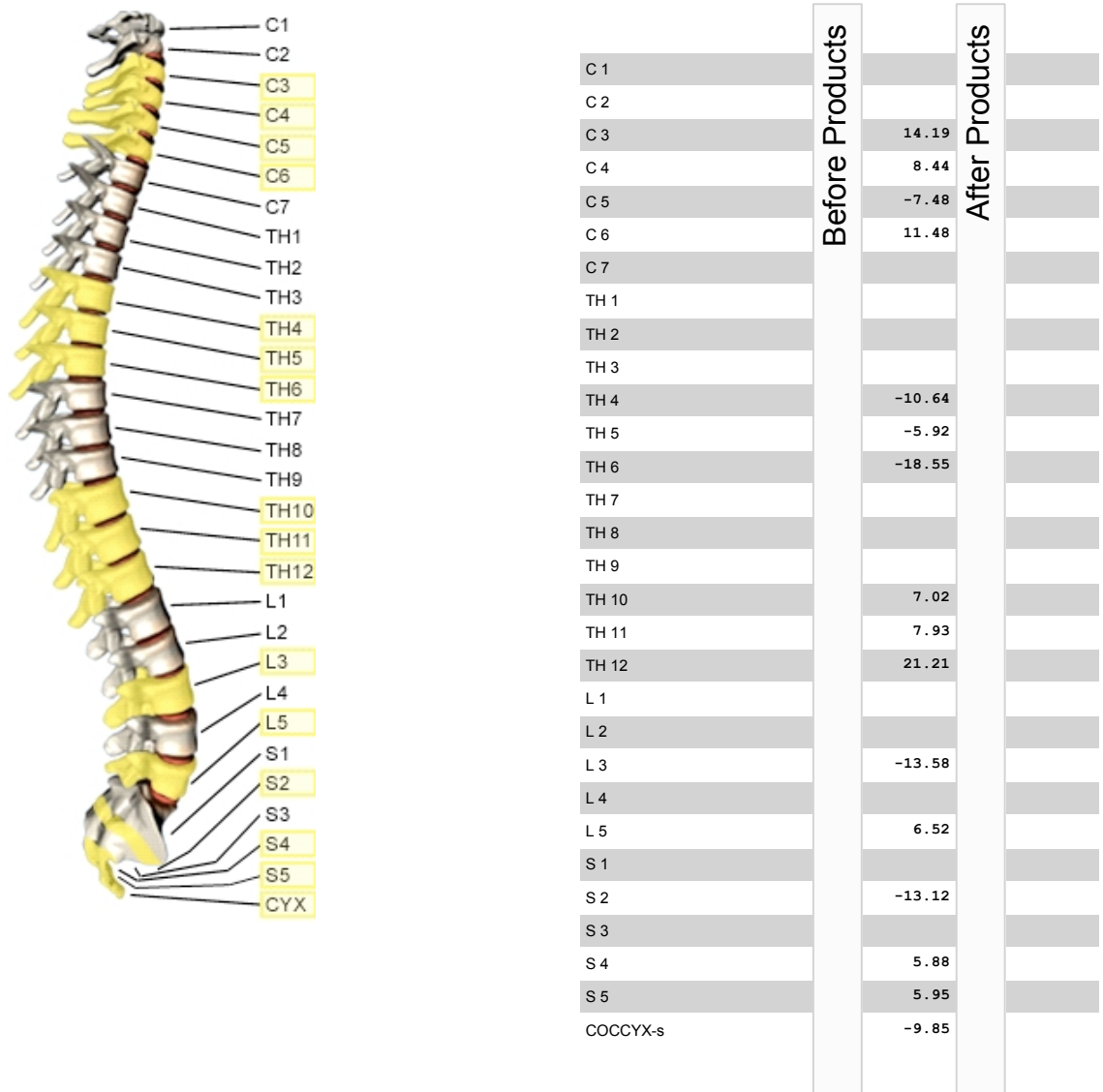
The objective is to give you and your practitioner information that will facilitate better decisions about your health and wellness. This report is not a diagnosis and does not identify disease, or other medical conditions.

VERTEBRAE

This graph shows your responses to Virtual Items for each of the vertebra indicated. Of most interest are the ones with the out of range value.

Spine health is important because of the relationship between the spine and the nerve supply to every part of the body.

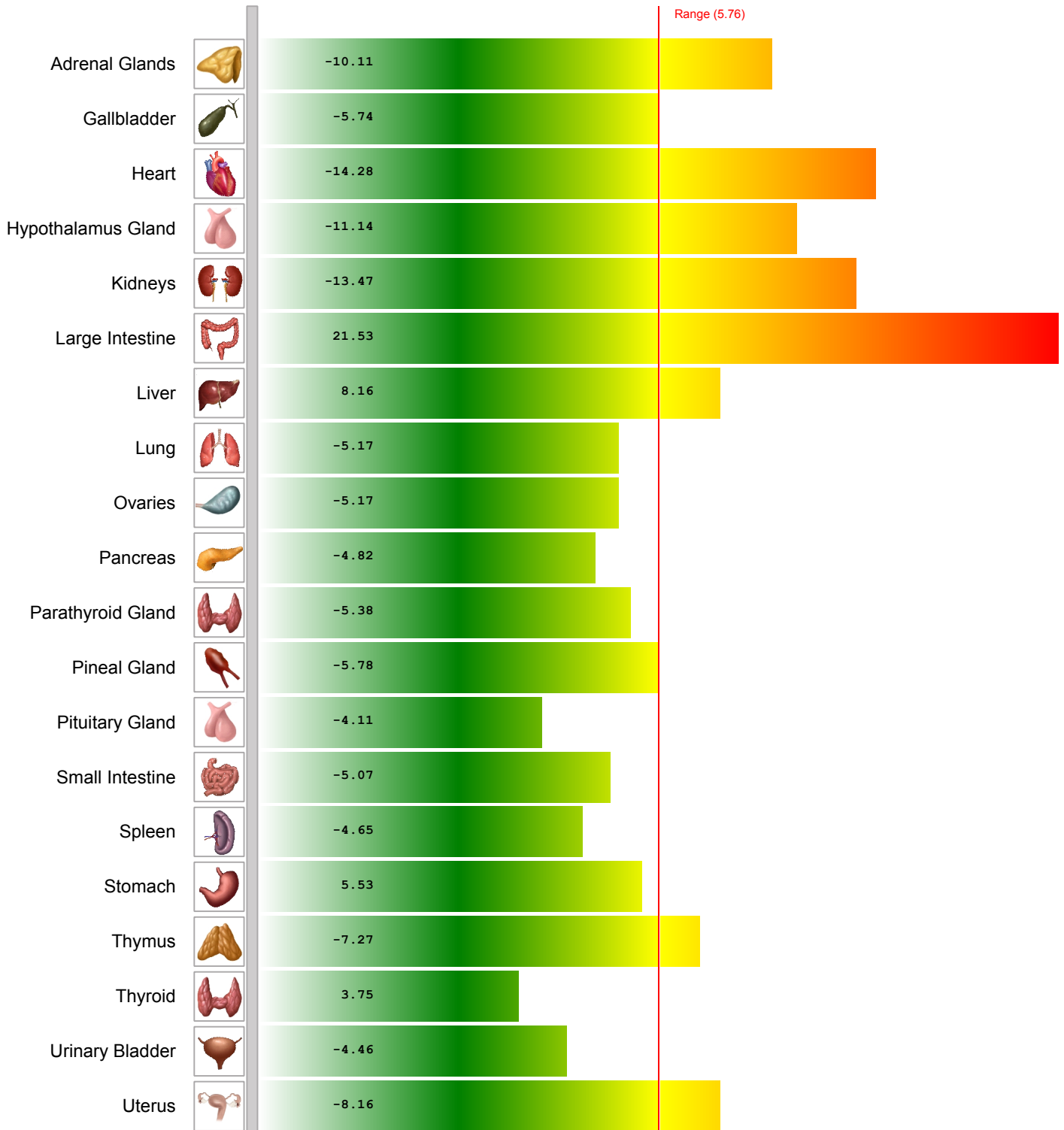
The information in this graph is from the current scan only and does not draw upon any historical data.



ORGANS BAR CHART

This graph displays your body's responses to the Virtual Items for the Organs and Glands indicated. Range is the same value as appeared on your Dynamic Profile. Each item with an out of range response will have a bar that crosses the range line.

Notice the items with the most extreme reactions and their relationship to each other. Your practitioner will help you understand these relationships and how they can impact your health and wellness. The calculations in this report also incorporate past session data so your future scans will establish a trend and you'll see how these values change over time.



BIOMARKER PROGRESS CHART

This chart shows you the order in which the biomarker Virtual Items came into range and the products items that influenced those changes. The biomarker items at the top of the left column are the ones that came into range last, indicating they are the most intractable.

	Baseline (65)	ABC CoQ10 (42)	BG - BioInflammatory Capsules (24)	ABC Calms Forte (17)	ABC Digestive Essentials (10)	BG - AllHist Relief (5)	ABC Echinacea (1)	ABC Arnica Montana 30x (1)	ABC 7-Keto DHEA (1)
L 3	-13.58	-21.20	14.34	-13.60	-13.62	11.64	6.74		9.80
T 29 / 5-	5.92	-13.47	-6.93	6.56	-14.96	-26.48			
Hypothalamus Gland	-11.14	14.77	-6.71	-6.16	9.68	17.24			
TH 10	7.02	12.64	-7.05	18.51	-23.13	-15.24			
C 6	11.48	19.15	6.17	-21.63	5.82	-13.31			
T 13 / +5	8.05	-6.40	-10.66	5.81	16.12				
TCM - Governing Meridian	8.56	-14.44	13.73	7.99	12.72				
S 4	5.88	18.82	14.52	19.47	-5.90				
C 5	-7.48	13.67	-9.27	12.67	-5.81				
T 05 / 4+	-11.48	-17.30	6.77	9.26	-5.78				
KI-1-3*	25.12	-6.00	6.12	-30.43					
UB-65	11.28	10.28	11.32	-20.35					
T 18 / -7	-12.96	6.09	16.59	19.27					
T 32 / 8-	15.93	-5.93	5.96	9.27					
Adrenal Glands	-10.11	12.26	-14.12	8.64					
T 22 / -3	-12.90	-7.42	-18.56	6.15					
Pineal Gland	-5.78	-25.21	6.06	5.99					
TH 6	-18.55	12.17	-25.26						
GV-23-1a*	-8.28	-29.26	-23.00						
SM-1bR*	-7.37	11.74	-22.21						
Uterus	-8.16	-9.66	21.99						
T 15 / +7	20.92	16.25	17.37						
T 09 / +1	15.96	11.68	-12.87						
T 07 / 2+	20.47	-13.90	-7.11						
C 4	8.44	-22.79							
T 31 / 7-	5.90	-21.98							
AL-1b*	17.21	-19.87							
Kidneys	-13.47	19.73							
T 30 / 6-	9.84	-17.13							
Thymus	-7.27	16.94							
TCM - Pericardium Meridian	11.49	15.89							
C 3	14.19	14.72							
Large Intestine	21.53	13.98							
TCM - Conception Meridian	7.65	12.40							
TH 11	7.93	-9.92							
JO-1b*	8.82	-9.84							
T 16 / +8	-10.43	-9.34							
ST-9	-13.44	-9.23							
LU-10c*	21.24	7.48							
COCCYX-s	-9.85	-5.95							
Liver	8.16	5.91							
T 27 / 3-	19.23	-5.83							
T 04 / 5+	-28.39								
TH 12	21.21								
TW-20	-16.86								
T 17 / -8	-16.08								
Heart	-14.28								
T 21 / -4	-13.47								
S 2	-13.12								
TCM - Kidney Meridian	11.51								
TCM - Liver Meridian	-11.26								

TCM - Small Intestine Meridian	11.11													
T 10 / +2	10.87													
TH 4	-10.64													
TCM - Heart Meridian	9.86													
UB-66b*	-8.35													
T 19 / -6	-7.52													
T 23 / -2	-7.14													
L 5	6.52													
TCM - Lung Meridian	-6.15													
S 5	5.95													
TH 5	-5.92													
SP-1aL*	5.92													
T 26 / 2-	-5.89													
TCM - Stomach Meridian	5.80													

YOUR BIOLOGICAL PREFERENCE FOR SPECIFIC NUTRITIONAL PRODUCTS

The graph below is called your Dynamic Profile. The circle represents the range value. Range is a measure of your body's electrical elasticity or your ability to respond energetically. It isn't an indicator of health so a large range value isn't better than a low range value and vice versa.

The dots represent Virtual Items that have been linked to biomarkers. Biomarkers are anatomical landmarks such as vertebra or organs. The red dots outside the circle are referred to as being Out of Range, meaning your body's response to those items exceeded the range value. The green dots inside the circle are referred to as being In Range, meaning your body's response to each of those items was less than the range value. An easy way to think about this is the red dots are the things your body got 'excited' about.

The total number of biomarkers that initially appear out of range is not an indication of health, it's just an indication of how many Virtual Items your body got excited about. Don't become concerned if your next Dynamic Profile shows more biomarkers out of range.

Your body responded most coherently to the Virtual Items for the nutritional supplements shown below. These positive responses are referred to as your biological coherence. This graph illustrates the effect these product items had on your Dynamic Profile.

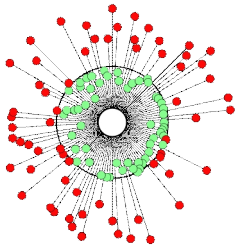
The first product Virtual Item is the one you responded most coherently to. Your Dynamic Profile was rescanned after this item was added to the scanning circuit. You can see the effect.

The Virtual Item for the product for which you had the next most cohesive response was then added to the circuit and the remaining out of range biomarkers were rescanned.

This process continued until all biomarkers were in range, or until a total of six product Virtual Items had been included in the rescan.

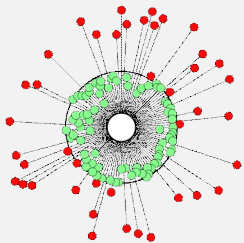
People often ask how often they should get a biosurvey scan. Unless you have some specific need the answer is once every month to six weeks. You want to give yourself enough time to consume all of the supplements you purchase from this scan before scanning again, and most supplements are packaged in at least a one-month's supply.

Past scans of product Virtual Items are factored into this report, so you will see your product preferences change over time.



Baseline

Biomarkers Out of Range: 65

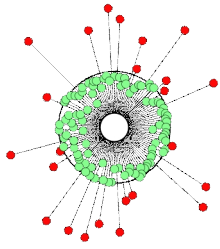


ABC CoQ10

Biomarkers Brought Into Range: 23

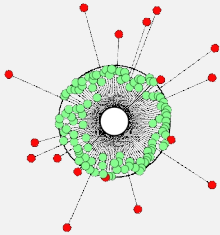
Category: Inventory

Usage Directions: 4 Capsules 1 times per day



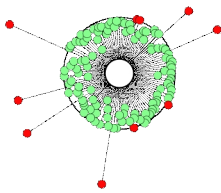
BG -BioInflammatory Capsules

Additional BioMarkers Brought Into Range: 18
Category: Allergy Support



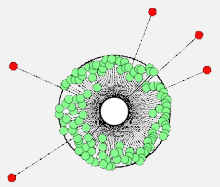
ABC Calms Forte

Additional BioMarkers Brought Into Range: 7
Category: Inventory
Usage Directions: 3 Tablets 6 times per day



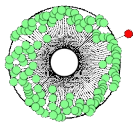
ABC Digestive Essentials

Additional BioMarkers Brought Into Range: 7
Category: Inventory
Usage Directions: 4 Capsules 1 times per day



BG - AlliHist Relief

Additional BioMarkers Brought Into Range: 5
Category: Allergy Support
Usage Directions: 1 Capsule 3 times per day



ABC Echinacea

Additional BioMarkers Brought Into Range: 4
Category: Inventory
Usage Directions: 3 Capsules 1 times per day

PRODUCT DESCRIPTIONS

22.27 **ABC CoQ10** 4 Capsules 1 times per day

4 Capsule(s) 1 times per day

All the benefit of Ultra CoQ10 with an even more potent 100 mg per softgel

Valuable nourishment for heart health

A key nutrient for cellular energy production

Coenzyme Q10 (CoQ10), also known as ubiquinone, is absolutely vital to good health. It is integrally involved in the production of adenosine

triphosphate (ATP), the primary source of energy at the cellular level. Each softgel contains 100 mg.

14.46 **BG -BioInflammatory Capsules**

[No main description available]

9.31 **ABC Calms Forte 3 Tablets 6 times per day**

3 Tablet(s) 6 times per day

Works gently and naturally to relieve nervous tension

Delivers soothing support without any side effects

Perfect for daytime or nighttime use

Get fast, natural relief from the symptoms of simple nervous tension and sleeplessness with Calms Forte. This homeopathic sleep aid is a safe and effective formulation, perfect for daytime or nighttime use.

5.49 **ABC Digestive Essentials 4 Capsules 1 times per day**

4 Capsule(s) 1 times per day

Allows you to get the most out of the foods you eat

Features stomach-soothing nutrients like ginger root, papain and more

Delivers 50 mg of 40,000 HU cayenne, 25 mg of garlic and more

Don't let your dinner go to waste due to poor digestion! Give this vital system a boost and get the most benefit from your food with the stomach-soothing nutrients in this exclusive formula. Contains ginger root, papain, digestive enzymes, and more.

5.13 **BG - AlliiHist Relief 1 Capsule 3 times per day**

HERBAL FORMULA TO SUPPORT UPPER RESPIRATORY FUNCTION*

- Supports healthy sinus and upper respiratory function*
- Helps the body reduce sensitivity to food, airborne or contact substances*

ALLIHIST RELIEF is a nutritional product specifically designed to reduce allergic symptoms without drowsiness, anxiety, insomnia, rapid heart or irregular heart rate, or benign prostate enlargement.*

CITRUS BIOFLAVONOIDS AND NETTLE ROOT (URTICA DIOICA) are examples of two botanicals/plant flavonoids that have been shown to assist in the stabilization of mast cells to help reduce sensitivities to allergenic triggers.*

BROMELAIN is a proteolytic enzyme derived from pineapple. It functions as a natural antihistamine and supports healthy inflammatory responses and mucolytic properties.* The protease activity of bromelain has been shown to be capable of breaking down and digesting circulating histamine molecules. Its mucolytic activity has been shown to digest and thin mucous, allowing for proper drainage and clearing of the airways and the middle ear. AlliiHist Relief also provides additional therapeutic enzymes to support the activity of bromelain.*

RICE BRAN provides a source of sterols/sterolins. The nutrients beta sitosterol and beta sitosterol glucoside have been shown to balance T Helper 1 and T Helper 2 cell function. T cells are often imbalanced in allergy patients due to the excessive activity of the T Helper 2 cell fraction.

Overactivity of T Helper 2 cells leads to stimulation of excessive antibody production by B lymphocytes/plasma cells as well as increased output of inflammatory mediators (interleukins, tumor necrosis factor alpha, etc.).*

TURMERIC (CURCUMA LONGA) exhibits direct anti-inflammatory effects by inhibiting leukotriene formation and platelet aggregation while promoting fibrinolysis.*

SUGGESTED USE: As a dietary supplement, take 1-2 capsules three times per day or as directed by your healthcare professional.

3.97 **ABC Echinacea 3 Capsules 1 times per day**

3 Capsule(s) 1 times per day

An economical way to reinforce your immune system

One of the world's most popular health supplements

Best if used at the first sign of distress

When your body is under attack, reinforce your natural defenses with echinacea! Used extensively for centuries by Native American healers, echinacea is one of the world's most popular herbal supplements, thanks to the unique support it provides for a healthy immune system. Taken at the first signs of trouble, it's the ideal way to give your body's defenses a natural boost.